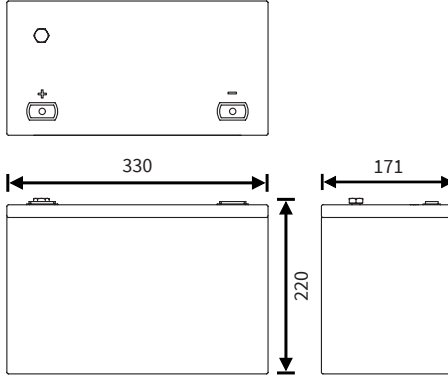


CLN 35-48

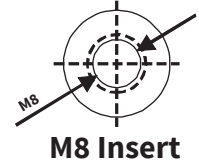
Cyclic Lithium battery (1800 cycles)



Dimensions (mm)



Standard terminal



Typical applications

- High power electric vehicles
- Mobility scooters
- Electric wheelchairs
- AGV
- Medical equipment
- Solar energy
- Golf trolleys
- Electric boating
- Cleaning machines

Features

- Active BMS protection
- Lithium technology
- Maintenance free
- Durable ACCS housing
- Parallel connection only
- Produced under ISO 9001 & ISO 14001

Nominal voltage	51.8 V
Nominal capacity (25°C)	35 Ah
Internal resistance	≤15mΩ (fully charged)
Self discharge	less than 4% per month
Charge temperature range	-10°C ~ 45°C *
Discharge temperature range	-20°C ~ 60°C
Charge voltage	58.2 V ~ 58.8 V
Max. charge current	17.5 A
Max. constant discharge current	25 A
Max. pulse discharge current	75 A (Max. 30 sec)
Energy	5Hr: 1813Wh
Cut-off voltage	42 V
Standard terminal	Insert M8 (5.5 Nm torque)
Housing material	Anti Corrosion Coated Steel (ACCS)
Dimensions Length	330 mm
Dimensions Width	171 mm
Dimensions Height	220 mm
Approximate Weight	18.6 kg

*: Charge temperature range -10°C ~ 0°C: limit current to <0.1C

Compared to AGM

- **3x** Better cyclic performance
- **3x** Faster charging
- Just **30%** of the weight
- Just **50%** of the size
- Better suited for high current / high drain applications
- Lower costs per cycle
- Longer travel range

Recommended

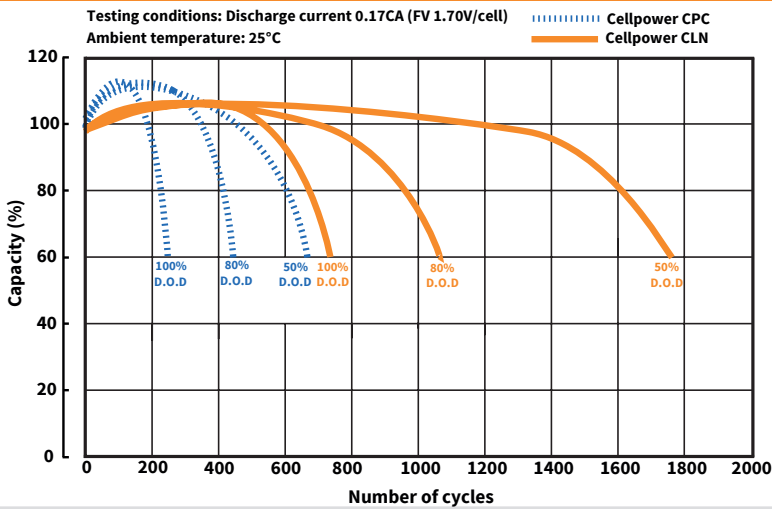
Having the right battery is often just the beginning. Optimal use of a battery requires having a good battery charger, so that the user can be sure that their battery is always optimally charged and has maximum lifespan.

Cellpower offers various intelligent battery chargers, as well as battery testers, battery monitors and battery guards. All designed to easily monitor the battery quality and make sure the battery remains in the best condition possible.

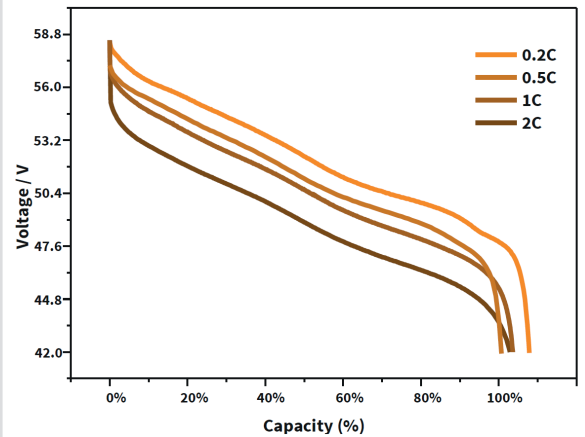


Recommended for CLN 35-48: CCL battery charger

Cycle service life in relation to depth of discharge



Discharge characteristics curves



Comparison between CLN 70-24 and similar sized batteries

Model	Technology	Cycles	Voltage	Capacity (Ah)	Dimensions (mm)	Weight (kg)
CLN 35-48	Lithium	1800	51.8	35	330x171x220	18.6
CP 65-12	AGM	400	12.0	65	350x167x175	20.5
CPC 90-12	AGM	600	12.0	90	306x169x215	29.0
CPC 110-12	AGM	600	12.0	110	330x171x220	30.0
CPX 80-12	AGM	800	12.0	80	260x168x215	25.5
CPX 115-12	AGM	800	12.0	115	330x172x220	33.5
CPG 75-12	GEL	1000	12.0	75	260x168x214	23.0
CPG 100-12	GEL	1000	12.0	100	330x171x236	30.5

Models available

Model	Voltage	Capacity (Ah)	Dimensions (mm)	Weight (kg)
CLN 40-24	24	40	198x166x179	11.0
CLN 60-24	24	60	260x170x213	16.0
CLN 70-24	24	70	330x171x220	18.6

Cellpower family

Cellpower supplies a broad range of reliable AGM, GEL and Lithium batteries. Each product series has its own unique characteristics, so that there is a suitable battery for every application with its associated specific usage profile. Combined with the right Cellpower battery accessories, you are able to assemble a high-quality and reliable battery system.

